


3

EQUIPPING TRAILER FOR THE ROAD



There are as many accessories and appliances for your Airstream as there are for any home. Your Airstream dealer will be able to help you select those accessories you will need, depending on where you wish to travel and for how long.

OUTFITTING YOUR TRAILER.

Outfitting your Airstream, that is, converting the bare vehicle you bought from the dealer into a comfortable home, is very similar to outfitting any home or apartment. Your Airstream is completely furnished, but there are many little personal touches you will want to add. Since your Airstream will be subject to the vibrations and bumps of the road, anything that is attached should be done so firmly. A small hand drill should be used to drill holes in the aluminum inner walls and one-half inch No. 8 sheet metal screws, with flat binder heads, used to attach such things as hooks for clothing, book shelves, extra towel racks, those little accessories you "can't do without."

EQUIPMENT YOU SHOULD CARRY


1. A first aid kit.
2. A tool box with an assortment of small hand tools such as screwdrivers, pliers, wrenches, etc.
3. A tow rope: $\frac{3}{4}$ " to 1" nylon is sufficient — at least 35 feet is recommended.
4. A lug wrench to fit your trailer wheel lugs.
5. A hydraulic jack for your trailer axle.
6. Two stabilizing jacks. Two additional stabilizing jacks are recommended for the front of the trailer if you frequently stop for several days at a time.

7. A spare tire for your trailer.
8. A fire extinguisher.
9. Plastic buckets for carrying water (at least two).
10. Wheel blocks — these should be 4 blocks of wood, approximately 7" square and 4" thick, slanted at one end to fit against the tire, to block the wheels when parked.
11. A hundred feet of $\frac{5}{8}$ " water hose — (A "Y" connection is useful when you travel with others since it permits two trailers to be hooked together on one faucet).
12. 1 short (4-foot) and 1 long (10-foot) sewer hose and a coupler.
13. A 75-foot 3-wire electric cord with a 30-amp capacity, with grounding-type 3-prong plug and receptacle to match cord on Airstream.
14. A small spirit level (two will be helpful).
15. A flashlight.
16. A short handle shovel (the Army surplus G.I. type is satisfactory).
17. A pick or pry bar.
18. An axe.
19. A five gallon gasoline can.
20. A large funnel.
21. A folding chair for each person.
22. Cleaning equipment: Broom, dust pan, mop, bucket, sponges, etc.
23. Road emergency flares.
24. Spare cartridge-type 40-amp fuses.
25. A "Jerry Can" or other suitable portable water container (approx. 5 gal.).

Most of the above items are available through Wally Byam Stores.

outfitting trailer
equipment list

**EQUIPPING TRAILER
FOR THE ROAD**



ACCESSORIES FOR TRAILER (Optional)**RADIO AND TELEVISION.**

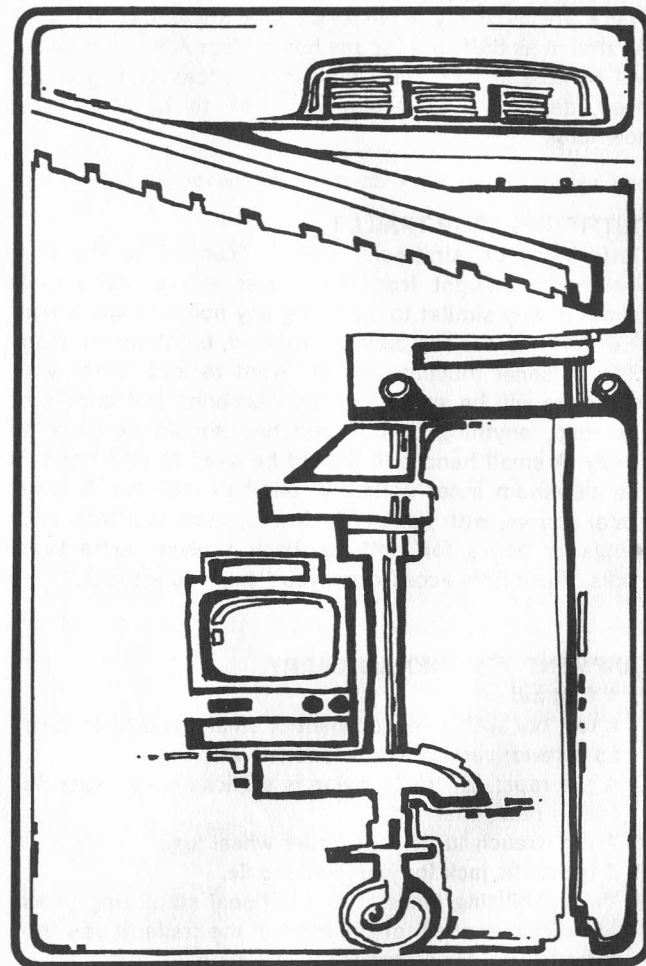
Since the aircraft-type aluminum construction of your Airstream makes an almost perfect radio "shield" you will need outside antennas for good reception of either radio or television.

Your new Airstream is wired for an exterior television antenna. To install the antenna it is recommended that you go to our Airstream dealer since it must be structurally mounted and sealed to the trailer. The interior antenna jack will be found adjacent to the electrical outlet forward of the galley on the road side. This has been located in the most convenient spot for TV viewing in your particular model. This TV antenna is available through the Wally Byam Stores or your dealer, and is specially designed for the Airstream trailer.

A police-type telescoping whip radio antenna is recommended particularly for 12-volt transistor AM-FM radio use. This should be installed on the front of your trailer on the road side next to the front window on a swivel ball mount by an authorized dealer.

AIR CONDITIONING.

The Airstream Bay Breeze air conditioner is specially designed to keep your trailer cool and comfortable in the hottest weather. Since the Bay Breeze requires certain modifications in your trailer, it should only be installed by one of the many Airstream dealers who are equipped for this type of service or at one of the Airstream factories.



VISTAVIEW WINDOWS.

The optional vistaview windows (non-opening) are an exclusive Airstream feature. These skylight type windows come equipped with an integral jet-liner type shade so that they may be completely closed off when desired. They are especially nice in heavily wooded campsites, early morning, late evenings, on dark days, or whenever additional outside light is desired. They are also useful for letting in light even though you wish the drapes to remain closed for privacy.

AWNING.

For use while attending rallies or for a nice place to sit in the shade. Wherever you park you'll find the easy operating "instant shade" awning to your liking. This patio cover is available through Wally Byam Stores and can be installed very quickly and easily by your dealer.

ELECTRIC HITCH JACK.

The electric jack is strongly recommended for anyone who, for any reason, should not physically exert himself. Available as a factory option or through the Wally Byam Stores, the electric jack makes hitching and unhitching a much easier operation, even for the wife. It's strong enough to lift the rear end of most cars and can be an aid in changing flat tires.

AUXILIARY STEP EXTENSION.

This handy extra step slips into place easily into the standard fold away step to provide easier entrance and exit. This step is especially useful when the terrain requires the trailer hitch to be raised quite high in order to level the trailer, a condition which is quite common.

BUNKS.

For added sleeping space, fold-away bunks can be installed over twin or double beds, or side pull-out (gaucho) beds. They may also be installed crossways over the front lounge. Mattresses are optional with these bunk beds, but for maximum comfort, we would recommend their use. Each bunk is furnished with storage brackets to provide out of the way storage when the bunk is not in use. Bunks can be installed by your dealer anytime you feel the need for more sleeping space.

In addition to the above, you will find many other accessories to make your trailering more enjoyable, available at Wally Byam Stores and your dealer. As you travel you will develop your outfit to suit your particular needs.

accessories

EQUIPPING TRAILER
FOR THE ROAD

3

The following is a list of the names of the persons who have been appointed to the various committees of the Board of Directors of the American Telephone and Telegraph Company, for the year ending December 31, 1911.

The Board of Directors of the American Telephone and Telegraph Company, for the year ending December 31, 1911, has appointed the following committees:

EXECUTIVE COMMITTEE
The Executive Committee of the American Telephone and Telegraph Company, for the year ending December 31, 1911, has appointed the following members:

FINANCIAL COMMITTEE
The Financial Committee of the American Telephone and Telegraph Company, for the year ending December 31, 1911, has appointed the following members: